







# Competitive Comparisons

Features	Jayco	Energy	Shockwave	Attitude
<b>Construction</b>				
Wide body construction - all models	STD	N/A	STD	STD
Structural I-Beam frame	STD	N/A	N/A	N/A
Cargo area frame cross members 24" on center	STD	N/A	N/A	N/A
Insulated and laminated aluminum framed floor	STD	N/A	N/A	N/A
Fully walkable roof	STD	N/A	OPT	STD
<b>Outside Selling Features</b>				
96" Ramp door opening	STD	N/A	STD	STD
Integrated ramp door spring/hinge system	STD	N/A	N/A	N/A
Individually keyed/lockable ramp door locks	STD	N/A	N/A	N/A
Jalousie (crank out) windows in cargo area	STD	N/A	STD	STD
102 gallon fresh water capacity	STD	N/A	N/A	N/A
Alloy wheels - all models	STD	N/A	STD	N/A
<b>Inside Selling Features</b>				
2500 lbs. cargo area, D-rings secured to frame	STD	N/A	N/A	N/A
98" Interior cargo width - all models	STD	N/A	STD	STD
Solid wood cabinet doors and drawers throughout	STD	N/A	N/A	N/A
In floor steel storage compartment	STD	N/A	N/A	OPT
Sony® stereo sytem with iPod® Docking Station	STD	N/A	N/A	N/A
High capacity attic fan in bathroom	STD	N/A	N/A	N/A
<b>Warranties and Intangibles</b>				
2 Year Hitch to Bumper Warranty		N/A	N/A	N/A
1 Year Free Customer Roadside Assistance		N/A	N/A	N/A
40 + Year Family Owned Company		N/A	N/A	N/A
Most residential seating and other interior furnishings designed & made by Jayco		N/A	N/A	N/A

